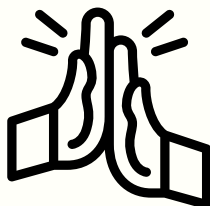




WELCOME, FRIEND

FCS Summer Camp Weekly Newsletter



Dear Camp Families,

It's that time of the year again. Classrooms are getting cleaned up and ready for the school year. Our staff and campers are moving on to the last bits of summer before returning to their respective schools and lives.

As we wrap up another summer, it has been a pleasure and joy to provide a space where our extended community of campers and staff members can enjoy the quality education, attention, and care that FCS provides.

As Danielle has shared in the previous newsletter, she will be moving on from her role as a Camp Manager at the end of this summer, and I wanted to take the opportunity to thank her here. Her role is integral in making sure that the camp teachers are equipped and supported to provide the best quality care that we offer to you all.

In addition, Danielle has always been by my side to cover spaces where I am lacking. I admire her perseverance, positive attitude, and willingness to always learn from her experiences.

Thank you all for another great summer and we will see you next year!

IN THIS ISSUE

FROM THE CAMP ADMINISTRATORS

A LOOK INSIDE OUR SUMMER CAMP PROGRAMS

CAMP ACTIVITIES YOU CAN TRY AT HOME!

ACTIVITY PAGES!

THIS WEEK'S PHOTO GALLERY

**Written by Support Staff
Produced by Danielle Probst**



09A1 - Little Explorers (Shipwrecked)

Led By: Brenda Alvarado
Assisted by: Julian Craig

Avast ye Hearties! The Little Explorers sailed the ocean blue and got shipwrecked. They used stencils to make themselves into pirates and mermaids. They made parrots by coloring and decorating them with feathers and wore pirate hats.

A visit by a real pirate (in their minds) provided a treasure map. Our intrepid Explorers picked it up and successfully followed it to a golden horde of doubloons and jewels. Happily, there was plenty of loot to go around so our lads and lassies carried on back to the Briny Deep.

09B1 - Summer Blossoms

Led By: Samantha McKay
Assisted by: Catt Cousins

This final session of Summer Blossoms was filled with natural art and plenty of outdoor exploration.

Campers experimented with cyanotypes, using sunlight to "print" them. Between hikes to observe box turtles and identify mushrooms, there was more painting using UV acrylic paint and making recycled art while learning to identify the parts of a flower.

Starting next summer, Summer Blossoms will evolve into a new track of courses that would involve direct care of our upcoming FCS Farms and guinea fowl friends.



09B2 - The Science of Color

Led By: Crystal A Robinson
Assisted by: Liya Abebe

This fun camp is a great introduction to colors and how to mix them. Our scientist-artists experimented with paint, markers, watercolors, and light to learn how light and pigments can mix to create even more colors.

Of course, there was slime and by this point of the summer, campers knew exactly how to mix the colors together to get their slime JUST right. Whether the color is primary, secondary, or tertiary, the campers gained a new way of understanding how color can influence our emotional outlook and help them express big feelings.



09B3 - Rising K

Led By: Van Nguyen
Assisted by: Catt Cousins

Our last of the rising series of camps, we helped incoming Friends Community School Kindergarteners prepare for their entry this fall.

In this camp, we followed a daily schedule complete with morning meeting, Meeting for Worship, and even co-curriculars! Without any doubt, the most popular time for our campers was Exploration where they had freeplay with board games, sensory trays, art, and especially dramatic play.

With school just a few weeks away, we know that they'll have a great year!



09C1 - Agility Adventures

Led By: Alex Andrews

Assisted by: Zahra Mohammadi

How fortunate it was for our last week together to have such great weather!

Our campers explored various ways to practice hand-eye coordination and being active on and off the field. Throughout the week, our teacher shared his wisdom about the importance of fitness and personal health.

From kickball to weightlifting and the ever popular Gaga ball, our campers had a great time exercising their bodies and spirits with good fun.

09C2 - Escape Rooms & Puzzles

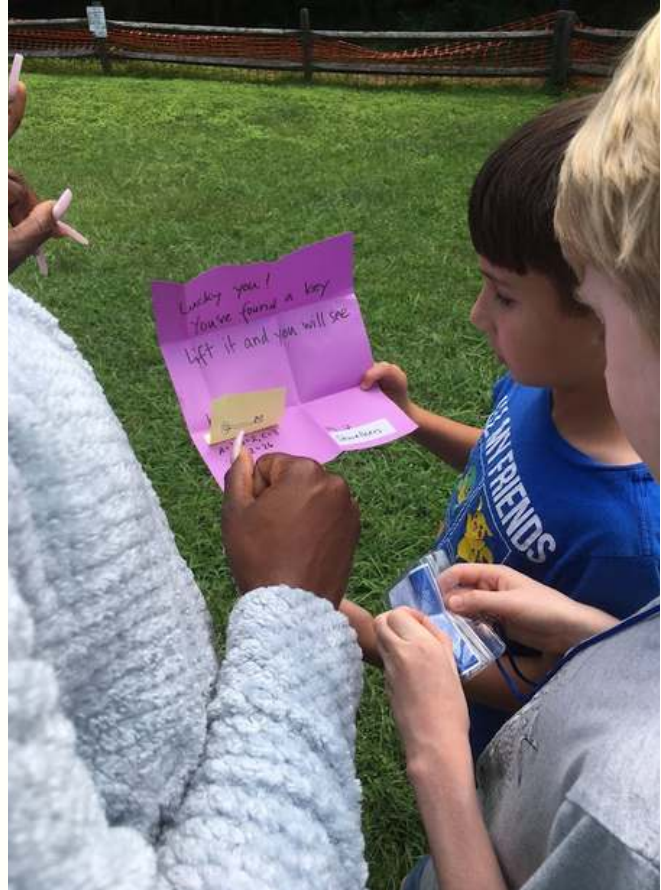
Led By: Taylor Washington

Assisted by: Lottie Potter

What qualities do you need in order to successfully complete an escape room? Experience with solving puzzles, creative thinking, and teamwork are definitely very important!

This week, campers practiced with jigsaw puzzles, cryptographs, and good ol'fashioned riddles to test their critical thinking skills. Of course, there was plenty of scavenger hunting for clues around the classroom and campus as well!

We even tried out an Escape Room in a Box kit to test our skills at the end of the week!




09C3 - Crafting Craze

Led By: Hallie Friedfeld & Keely Flaherty
Assisted by: Zahra Mohammadi

Crafting is something all children enjoy and this camp functioned as an open lab for all the classic crafting activities. From shrinky dinks to perler beads, the week was chock-full off neat projects.

Everyday was filled with something new and eventually, campers made pompom monogram letters (lovingly named "Mo"). During free crafting, many Mo's were born from this class, and we'll likely see them around!



09D1 - 3D Printing & Design

Led By: Jazlyn Olivera
Volunteer: Allie Burkholder

At FCS, we believe in innovation, even if it means designing from scratch.

Campers first practiced with Scrib3d pens to learn the foundations of FDM (fused deposition modeling), where designs are created layer by layer on top of each other.

As the week went on, they explored TinkerCAD, a 3D design program created for beginners, where everything from lightsabers and a variety of Snorlaxes were made before being printed on our very own Makerbot!

Try this @Home!



Try this @Home!



Treasure Hunt!

You can make your own treasure chest with everyday materials and a dash of creativity!

Use strawberry containers as the foundation of your treasure chest. Decorate it as you'd like, fill it with treasure, and hide it somewhere safe! Make sure to create a treasure map for you to remember where it was buried.

Of course, dressing up and making pirate jokes is entirely optional, but we think that that is p-arrrr-t of the fun. Did you sea our joke there?

Cyanotype Photos

With a special paper, anyone can make cool photographs from plants and other found objects in nature!

After purchasing cyanotype paper, make sure to keep in the dark until you're ready to use it. Collect objects that have distinctive shapes such as leaves, feathers, flowers, and so on to prepare your design.

Once you start laying out the objects, you have a very limited amount of time as it starts setting immediately! Keep it flat and leave it in the sunlight for a few minutes and wash it to set the image and enjoy!



Try this @Home!



Color Mixing with Slime!

With so many slime recipes out there, how could we make the activity even more interesting?

Make three batches of slime (red, yellow, and blue) with your preferred recipe. We often use the 1:2 ratio of liquid starch to white glue at camp.


After making three batches, let's test and explore how what kind of ratios are needed to create your favorite color, and what might happen if you knead it too little...or too much!

Routines for School

Getting ready for the school year after a long relaxing summer? It doesn't happen overnight!

Before a new year, make sure to do the following to ease the transition:

- Get plenty of rest!
 - Get into the routine of using a similar bedtime that you'd use for the school year.
- Get to know your new teachers, classmates, and classrooms.
 - Attend orientations, read welcome letters together as a family, and so on to prepare.
- Keep an open mind.
 - Things change each year, even if it's the same school you've attended for years.
- Have fun!
 - This is self-explanatory. :)



Try this @Home!



Personal Fitness

Healthy lives require healthy bodies!

You don't need to take extreme measures to take care of yourself. Be mindful of the types of foods that you eat and be sure to exercise everyday.

The most important thing is that you keep moving. You can add things like weights to provide resistance to your muscles or pace yourself with multiple repetitions or longer training sessions.

At camp, we were fortunate to enjoy a mini gym with basic tools to teach campers safe workouts, and we hope each camper continues to maintain their fitness at home!

Cryptography

Cryptography is the science that studies and creates secret communications. The great thing about cryptography is that you as the Sender can easily transmit your message to the Receiver -- as long as they have a key. A simple technique is to have numbers stand in for letters. For example: 1=A, 2=B 3=C and so on to 23=Z.

Try to translate this message:

9-6 25-15-21 3-1-14 18-5-1-4 20-8-9-19,
25-15-21 7-15-21 9-20!

Now you try it. Send a coded message to a friend to see how long it takes them to get it.



Try this @Home!



Balloon Animals

If you can tie your shoes, you can make a balloon animal and other balloon art.

One of the most important things to remember is to not overinflate the balloons and to leave enough of the tip to allow air to move around as you're bending the balloon into shape.

Try looking up different designs online and don't be afraid if a balloon pops. Just get another one and try again.

Of course, you could also enjoy making balloon snakes, worms, and even sticks!

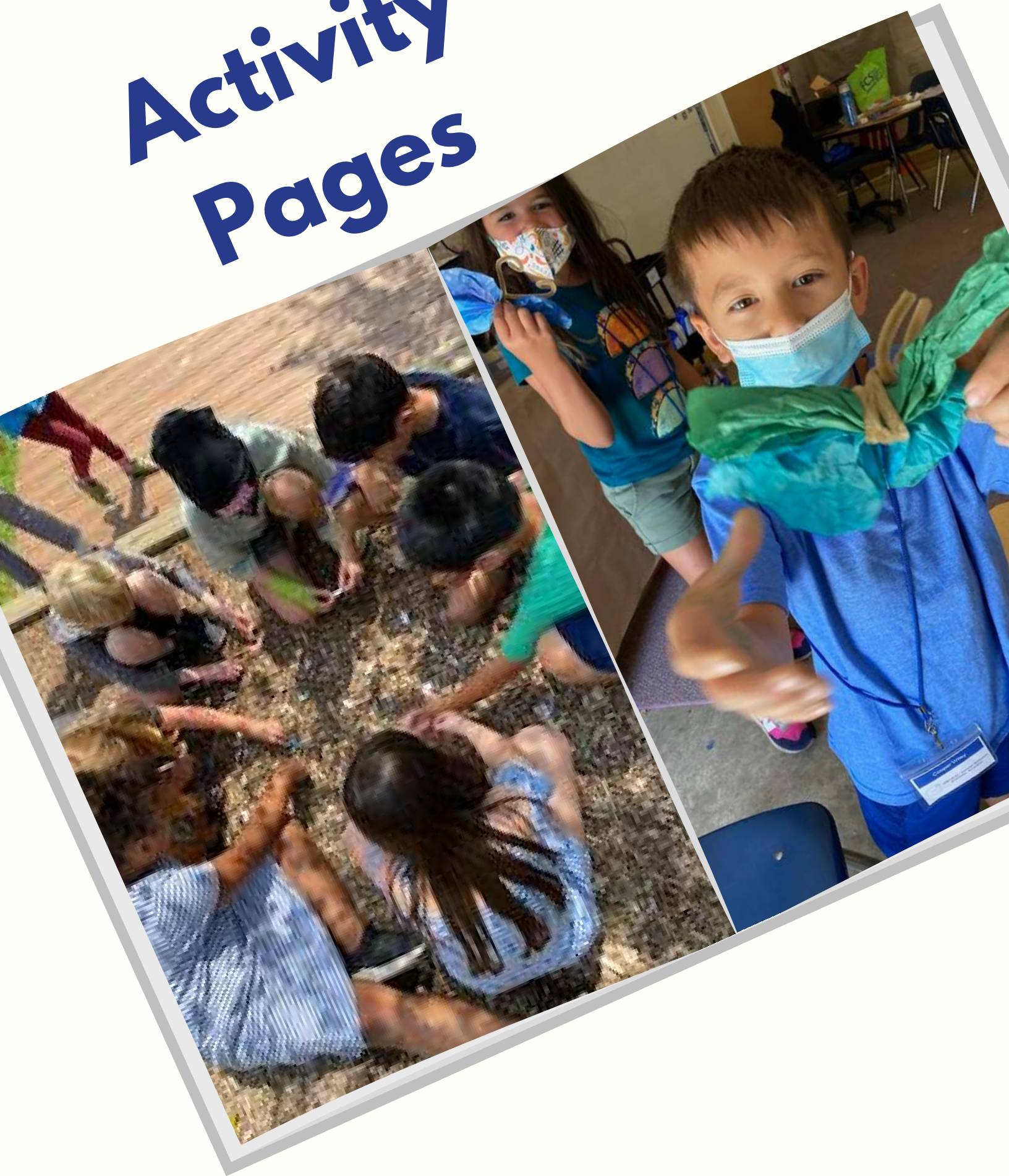
TinkerCAD

While there are many sources for premade 3D models and designs, we focused on teaching campers how to create their own. TinkerCAD is a great introductory modeling tool for beginners to learn the basics of shaping something that can be printed on a 3D Printer.

Many of our campers gravitated to modeling objects or characters that they liked, and by the end of the week, we've had many variations of Snorlax (Pokemon character) and various attempts at light sabers!



Activity Pages



Spot the Difference!



Session 09

| | | | | | | | | | | | | |
|---|---|---|---|---|---|---|---|---|---|---|---|---|
| A | B | C | D | E | F | G | H | I | J | K | L | M |
| | | | | ★ | | | | | | | | |

| | | | | | | | | | | | | |
|---|---|---|---|---|---|---|---|---|---|---|---|---|
| N | O | P | Q | R | S | T | U | V | W | X | Y | Z |
| | | | | | | | | | | | | |

Hint: Can you escape this puzzle?

| | | | | | | | | | | |
|---|---|---|---|---|---|---|---|---|---|---|
| ⌂ | ⚡ | ⊗ | ○ | ■ | 💧 | ◀ | ◻ | ◻ | | |
| ⌂ | ⚡ | ★ | ⚡ | ★ | ⚡ | ◻ | ◻ | ⊙ | ★ | 💧 |
| ⌂ | ⚡ | ⊙ | 💧 | 💧 | ⚠ | ⚡ | ⚡ | ★ | ◻ | . |
| ⚡ | ⊗ | 😊 | ★ | ⊗ | ◐ | ◻ | ★ | ⊗ | ⌂ | |
| 💧 | ● | ⚡ | ◻ | ◻ | * | ↑ | ★ | ⊗ | ◻ | ! |



Former Kindergarten teacher, Director Van, guest teaches the Rising K camp, affectionately known as Kindergarten Boot Camp!

Additional thanks to:
Gordon McKenzie (Substitute Office Manager)
Sheldon Henry (Director of Technology)
Ramiro Pecher (Substitute Facilities Manager)
Irma Guillén (Daytime Custodian)
Jasmine Vaughn (School Nurse)

*You say goodbye,
and I say hello*

~ The Beatles




Our Greetings this Summer!



- Session 01:
 - Ello! (Jamaican Patois)
- Session 02:
 - Yassou! (Greek)
- Session 03:
 - Ciao! (Italian)
- Session 04:
 - Xin chào (Vietnamese)
- Session 05:
 - 안녕하세요
 - annyeonghaseyo (Korean)
- Session 06:
 - Olá! (Portuguese)
- Session 07:
 - 'Ia ora na! (Tahitian)
- Session 08:
 - 'Hello' (ASL) 
- Session 09:
 - You say goodbye, and I say hello.
 - The Beatles
 - A message about simplicity






Our Support Staff this week:

- Taylor Washington
- Kim Lugo
- Nicholas Lugo
- Gillian Rosenzweig-Stein

Our Rising K camp created a special camp gift to commemorate our Admissions Director's, Caroline, first Kindergarten class!

*Our amazing
2022 Staff!*



**Lead
Teachers**

Academic Summer Support Camp!

Johari Frazier
Lynn Kaplan
Danielle Martin
Samantha McKay
Luke Moore
Reema Srivastava
Gerry Stewart
Alexandra Whyte



Alex Andrews
Frances Ashcraft
Mark Evans
Hallie Friedfeld
August Gardner
Sandra Haw
Samantha McKay
Jazlyn Olivera

Daniela Rivadeneira
Crystal Aminah Robinson
Gillian Rosenzweig-Stein
Madison Snyder
Patricia Soumoff
Margaret Strohecker
Cecilia Volterra
Kiersten Whitehead

Assistant
Counselors

*Our amazing
2022 Staff!*

Liya Abebe
Ingrid (Alexa) Aguilar
Ramlah Amsa
Catherine Cousins
Julian Craig
Lauren Hill
Nicholas Lugo
Jared McCord
Zahra Mohammadi
Lottie Potter-King



Special Roles

*Our amazing
2022 Staff!*



Camp
Manager

Danielle



Camp
Director

Van

**Dual Roles
(Lead Teachers & Assistant Counselors):**

Brenda Alvarado
Crystal Shay Robinson
Kim Lugo
Lauren Hill



Carol MacAdam (Camp Librarian)
Allie Burkholder (Camp Volunteer)



Taylor

Lead Floater aka
Asst. Camp Manager

For this session's puzzle solution, flip this page upside down!

Created using the Cryptogram Puzzle Generator
www.superworksheets.com

| | | | | | | | | | |
|---|---|---|---|---|---|---|---|---|---|
| □ | ⊗ | ★ | ↓ | * | □ | □ | ⚡ | ● | 💧 |
| R | Δ | E | Y | I | O | O | H | C | S |
| ⌂ | ⊗ | ★ | □ | ◐ | ⊗ | ★ | ☺ | ⊗ | ⚡ |
| I | Δ | E | R | G | Δ | E | V | Δ | H |
| □ | ★ | ⚡ | ⚡ | ▽ | 💧 | 💧 | 🎯 | ⚡ | ⌂ |
| R | E | M | M | U | S | S | I | H | I |
| 💧 | ★ | 🎯 | □ | □ | ⚡ | ★ | ⚡ | ★ | ⚡ |
| S | E | I | R | O | M | E | M | E | H |
| □ | □ | ▶ | 💧 | ■ | ○ | ⊗ | ⚡ | ⌂ | |
| R | O | E | S | K | N | Δ | H | I | |

Hint: Can you escape this puzzle?

| | | | | | | | | | | | | |
|---|---|---|---|---|---|---|---|---|---|---|---|---|
| | | | | | | | | | | | | |
| Z | Y | X | W | V | U | T | S | R | Q | P | O | N |
| | | | | | | | | ★ | | | | |
| M | L | K | J | I | H | G | F | E | D | C | B | A |

Session 09

SOLUTION



**Nurturing
lifelong learners,
courageous risk-
takers, and
joyous
peacemakers.**

**OPEN HOUSES:
October
- January**



**APPLICATION
OPENS 9/1**

FCS FRIENDS
COMMUNITY
SCHOOL

Quaker Progressive Education for Grades K – 8

www.friendscommunityschool.org



Click here for a video slideshow!



See you next summer!



Click here for the
2022 Video Collection